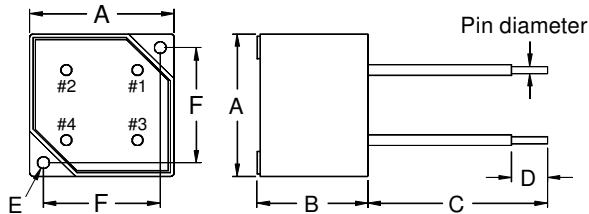
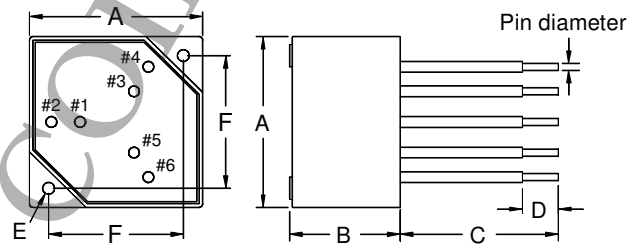


TL420 Series

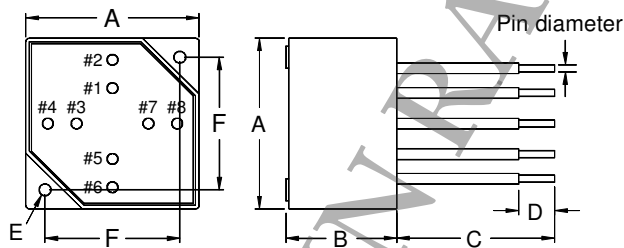
- Excellent for attenuating common-mode interference
- Standard inductance : 1 ~ 20mH
- Standard rated current : 1.5 ~ 35A
- Rated voltage : 600Vac
- Dielectric strength : 2500Vrms (winding – winding)
- Dual, triple and quad-choke configurations
- Custom-made chokes are available upon request



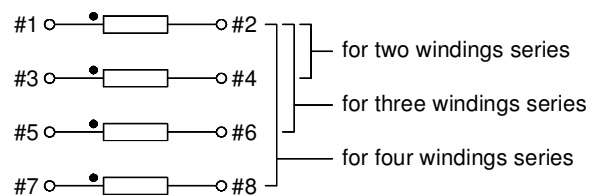
TL420-1, TL420-2 & TL420-3,
two windings series



TL420-2 & TL420-3,
three windings series



TL420-2 & TL420-3,
four windings series



Electrical Schematic

Product Series	Dimension (mm)					
	A	B	C	D	E	F
TL420-1	40.3	30.8	150	15	Ø3.3	32.5
TL420-2	48.3	30.8	150	15	Ø3.3	37.5
TL420-3	80.3	50.8	see note	15	Ø4.3	65.0
Tolerance	±1.0	±1.0	±10	±5	±0.2	±0.5

Note: For two windings series, C = 150mm; for three windings and four windings series, C = 230mm.

Part Number	Inductance (mH, $\pm 30\%$)	Rated Current (Arms)	Nominal DCR (m Ω)	Typical Resonant Frequency (kHz)	Number of Windings	Pin diameter (mm)	Approx. Weight (g)
TL420-1-201	4	6	36	400	2	Ø1.0	100
TL420-1-202	2	10	16	1000	2	Ø1.3	105
TL420-1-203	1	15	10	1000	2	Ø1.6	110
TL420-2-201	20	1.5	250	250	2	Ø0.5	125
TL420-2-202	7	2	120	300	2	Ø0.6	125
TL420-2-203	5	4	60	400	2	Ø0.8	130
TL420-2-204	3	6	30	500	2	Ø1.0	130
TL420-2-205	1.8	10	15	300	2	Ø1.3	135
TL420-2-206	1.5	14	10	350	2	Ø1.5	140
TL420-2-301	1.5	10	14	300	3	Ø1.3	150
TL420-2-401	1.5	6	22	200	4	Ø1.0	140
TL420-3-201	4	16	15	180	2	Ø1.6	625
TL420-3-202	1.6	32	5.0	220	2	Ø2.3	660
TL420-3-203	1	35	4.0	400	2	Ø2.5	670
TL420-3-301	2.5	16	12.5	220	3	Ø1.6	650
TL420-3-302	1.5	25	8.5	220	3	Ø2.0	680
TL420-3-401	1.2	16	9.5	250	4	Ø1.6	655