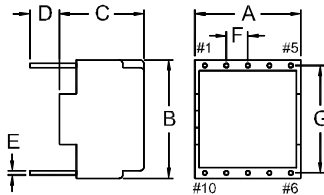
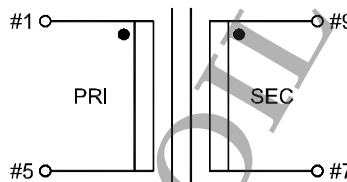


TL410 Series

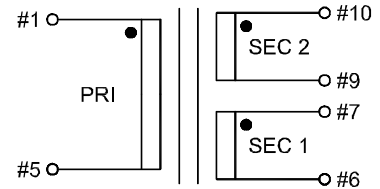
- For wideband and pulse operations
- Different choice of inductance values and turn ratios
- Encapsulated
- High Dielectric strength: 4000Vrms (primary to secondary)
- Custom-made items are available upon request



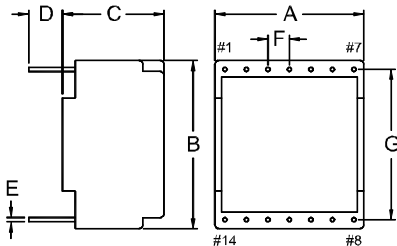
TL410-1 Series



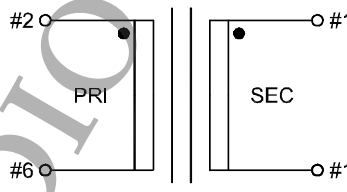
Schematic A



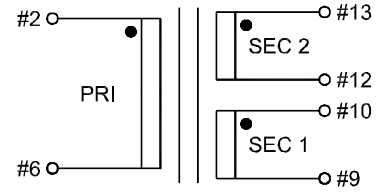
Schematic B



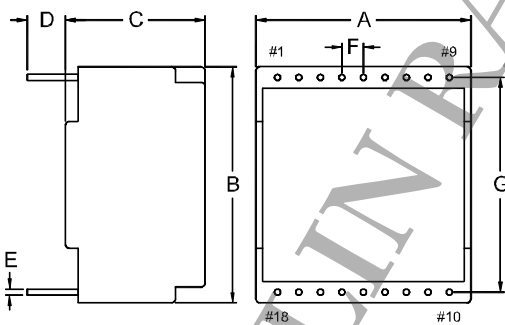
TL410-2 Series



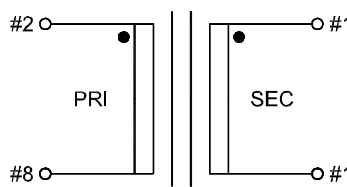
Schematic C



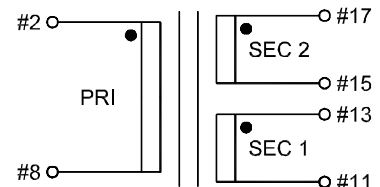
Schematic D



TL410-3 Series



Schematic E



Schematic F

Product Series	Dimension (mm)							Weight (g)
	A	B	C	D	E	F	G	
TL410-1	13.0	14.5	10.5	3.0	SQ0.5	2.54	12.7	3.1
TL410-2	18.1	20.4	12.5	3.0	SQ0.5	2.54	17.78	7.3
TL410-3	26.0	28.7	17.0	3.0	SQ0.64	2.54	25.4	21.5
Tolerance	max.	max.	max.	min.	± 0.1	± 0.2	± 0.5	approx.

Note: Unused pins are omitted for standard parts. Unused pins can be provided upon request.

Part Number	Turns Ratio ±2%	Ref. Primary Inductance	Ref. Primary Constant, ET	Max. Leakage Inductance	Max. Interwinding Capacitance	Max. DC Resistance Primary	Max. DC Resistance Secondary 1	Max. DC Resistance Secondary 2	Dielectric Strength	Electrical Schematic
		mH	V _{μs}	μH	pF	Ω	Ω	Ω	V _{rms}	
TL410-1-201	1 : 1	0.15	40	0.7	24	0.07	0.07	--	4000	A
TL410-1-202	1 : 1	0.5	45	0.7	30	0.08	0.08	--	4000	A
TL410-1-203	1 : 1	1.0	65	1.5	35	0.20	0.20	--	4000	A
TL410-1-204	2 : 1	2.0	50	3.0	30	0.30	0.15	--	4000	A
TL410-1-301	1 : 1 : 1	0.5	45	0.8	30	0.15	0.15	0.15	4000	B
TL410-2-201	1 : 1	1	110	1	55	0.15	0.15	--	4000	C
TL410-2-202	1 : 1	2	150	1	80	0.20	0.20	--	4000	C
TL410-2-203	1 : 1	2	150	30	20	0.37	0.37	--	4000	C
TL410-2-204	1 : 1	5	230	1.2	110	0.55	0.55	--	4000	C
TL410-2-205	2 : 1	5	110	4	50	0.55	0.30	--	4000	C
TL410-2-206	3 : 1	17	150	20	75	1.10	0.40	--	4000	C
TL410-2-207	3 : 1	17	150	230	20	1.10	0.40	--	4000	C
TL410-2-301	1 : 1 : 1	1	110	0.8	60	0.15	0.15	0.15	4000	D
TL410-2-302	1 : 1 : 1	2	150	0.6	70	0.37	0.37	0.37	4000	D
TL410-2-303	2 : 1 : 1	5	110	6	55	0.55	0.30	0.30	4000	D
TL410-3-201	1 : 1	1	180	1	60	0.15	0.15	--	4000	E
TL410-3-202	1 : 1	2	280	1.8	85	0.20	0.20	--	4000	E
TL410-3-203	1 : 1	2	230	26	35	0.37	0.37	--	4000	E
TL410-3-204	1 : 1	5	450	2	140	0.33	0.33	--	4000	E
TL410-3-301	1 : 1 : 1	1	180	1	55	0.15	0.15	0.15	4000	F
TL410-3-302	2 : 1 : 1	2	120	2	50	0.20	0.10	0.10	4000	F
TL410-3-303	2 : 1 : 1	5	220	3.5	80	0.35	0.16	0.16	4000	F

THAILIN RADIO